

2023 Numbers in Brief



\$4,171,086

in grants*

\$8,586,921

in donations*

6.16%

10-year average return

5.54%

Grant disbursement

as a % of net assets at the beginning of the year.

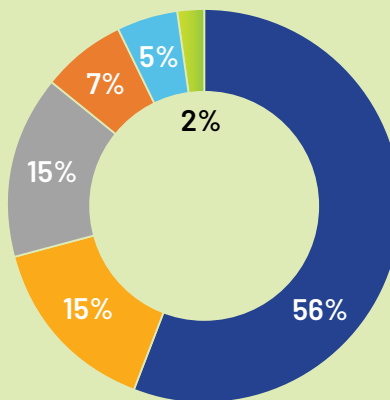
Financial Highlights		2023	2022	2021	2020	2019
Net Assets	Endowed funds (including excess earnings)	\$55,850,813	\$53,604,660	\$59,696,572	\$55,351,934	\$50,549,648
	Non-endowed funds	\$18,349,062	\$12,091,834	\$7,479,494	\$5,184,743	\$4,709,632
	Operations	\$1,155,929	\$897,210	\$659,751	\$610,037	\$503,224
Revenue	Investment income (loss) (all sources)	\$5,539,063	(\$4,420,698)	\$6,220,031	\$4,829,287	\$6,275,682
	Donations (including estate bequests and non-endowed)	\$8,586,921	\$9,899,343	\$6,683,619	\$6,392,037	\$7,485,744
Expenditures	Grants	\$4,171,086	\$5,728,214	\$4,994,124	\$5,409,372	\$3,343,289
	Operating expenses	\$1,480,741	1,286,173	\$1,421,941	\$1,272,893	\$893,820
Net Fundraising		-	\$94,812	(\$5,247)**	(\$15,519)**	\$159,382

Impact:		Administration Fees:	Number of:		
10-year average net investment return	6.16%	Endowed Funds	1.00 to 2.00%	Endowed Funds	361
Grant disbursement as a % of net assets at the beginning of the year	5.54%	Non-Endowed Funds	1.00 to 3.00%	Non-Endowed Funds	73
Granting rate on endowed funds from Spending Policy	3.5%	Managed Funds	0.50 to 1.00 %	Managed Funds	26

* Endowed & Non Endowed Funds.

**A Net loss in fundraising revenue resulted from postponement of gala to 2022.

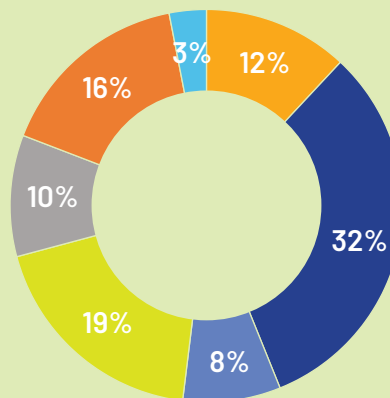
All Grants by Fund Type



- **Non-Endowed**
161 Grants, \$2,340,352
- **Unrestricted and Field of Interest Funds**
79 Grants, \$630,679
- **Designated Funds**
239 Grants, \$632,905
- **Donor Advised Funds**
117 Grants, \$280,528
- **Agency Funds**
25 Grants, \$211,100
- **Students Awards Funds**
32 Grants, \$74,084

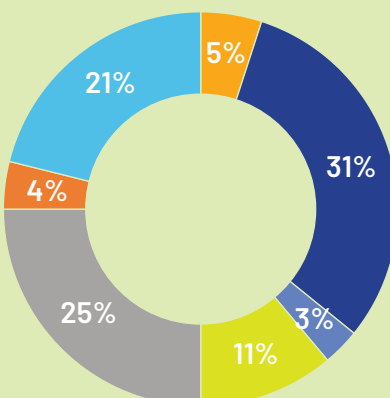
All Grants by Focus Area

Number of charities supported - 302



- **Diversity, Equity, Inclusion**
111 Grants, \$1,333,490
- **Health (including mental health)**
140 Grants, \$780,795
- **Opportunities for Youth**
74 Grants, \$407,574
- **Arts & Culture**
72 Grants, \$494,542
- **Education**
91 Grants, \$353,340
- **Reconciliation**
9 Grants, \$134,919
- **Other***
156 Grants, \$664,988

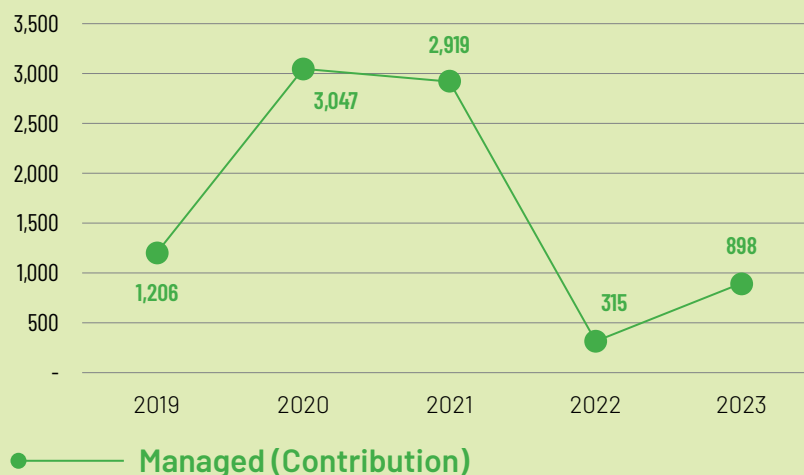
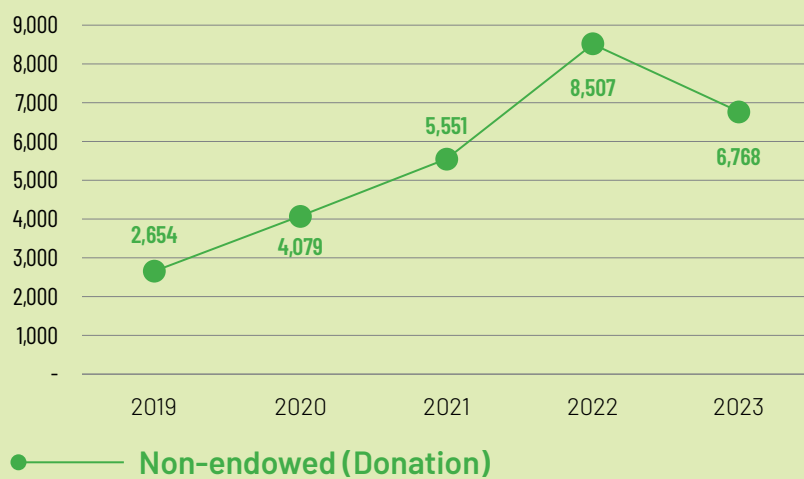
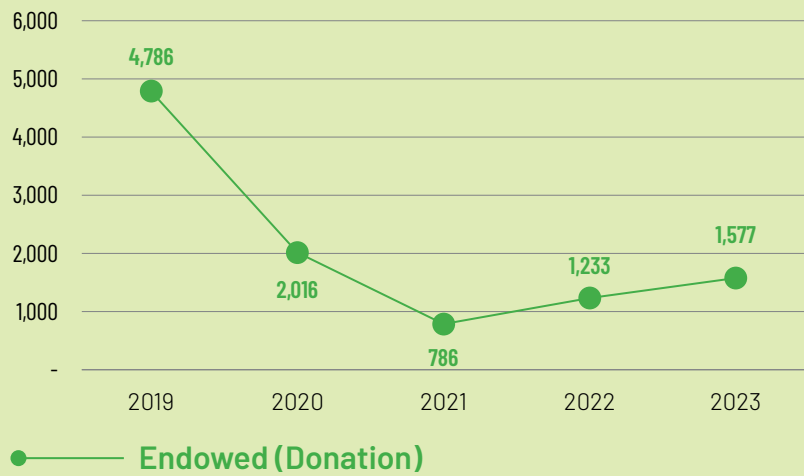
Unrestricted Grants by Focus Area



- **Diversity, Equity, Inclusion**
18 Grants, \$198,426
- **Health (including mental health)**
8 Grants, \$66,370
- **Opportunities for Youth**
33 Grants, \$155,723
- **Arts & Culture**
5 Grants, \$30,647
- **Education**
2 Grants, \$18,050
- **Reconciliation**
9 Grants, \$134,919
- **Other***
4 Grants, \$26,543

Annual \$ Donation/Contribution Trend by Fund Category

in 000's

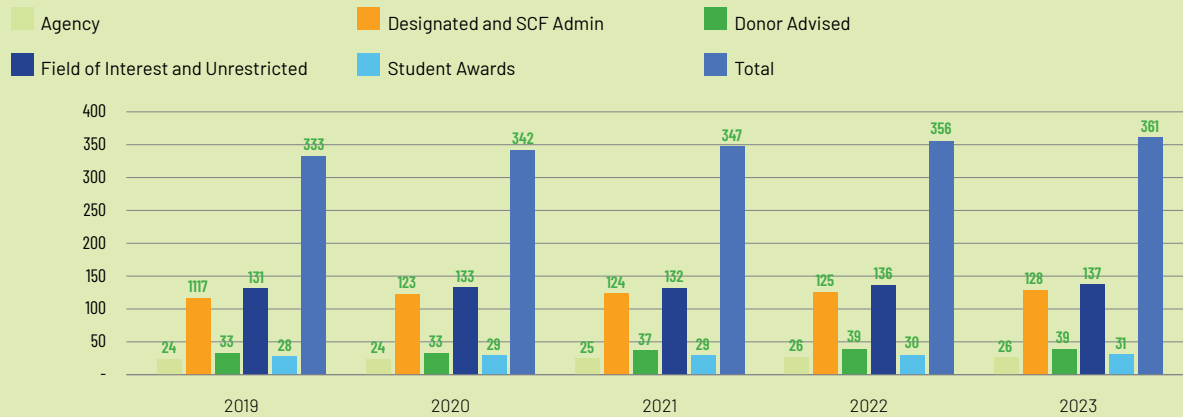


Our list of current donors is available here:

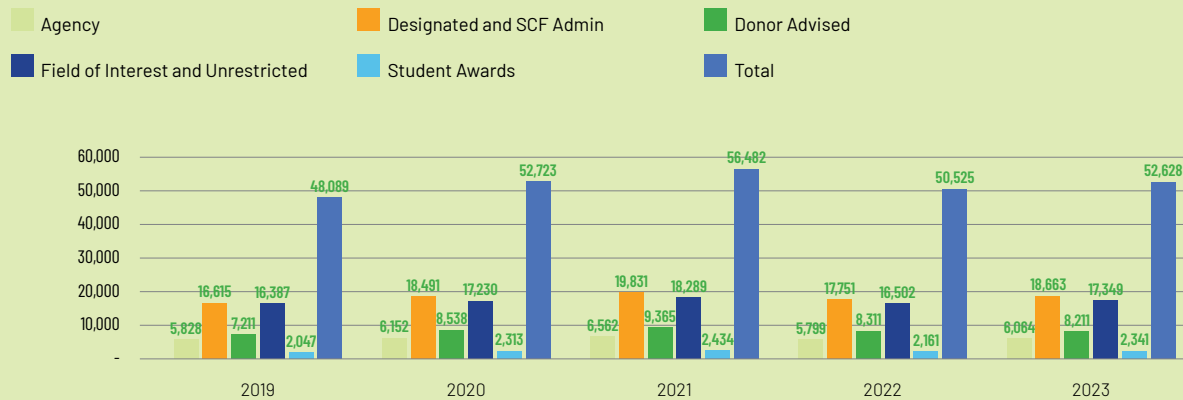


Number of Endowed Funds by Type

in 000's

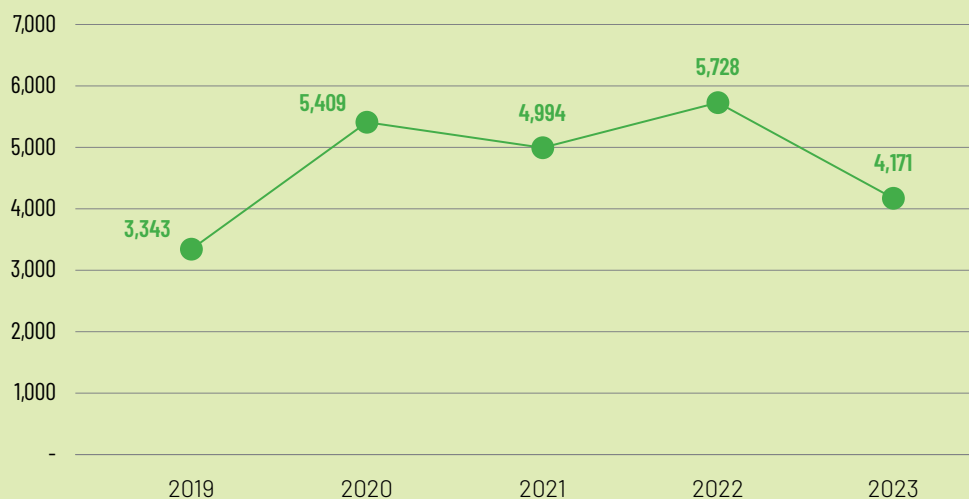


Value of Endowed Funds by Type

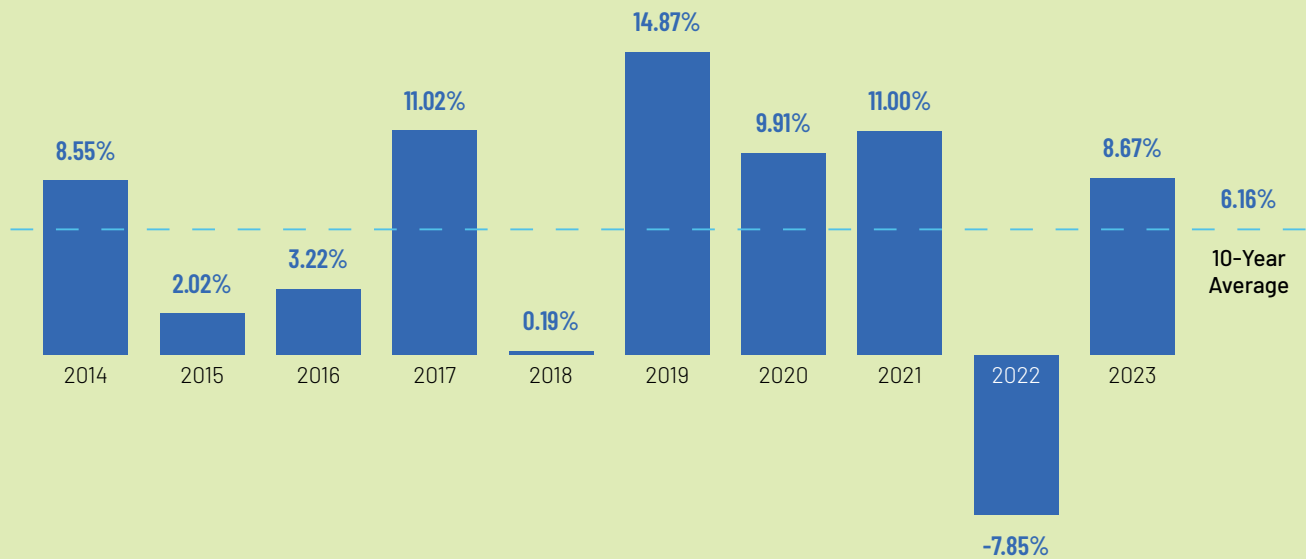


Annual \$ Grants

in 000's

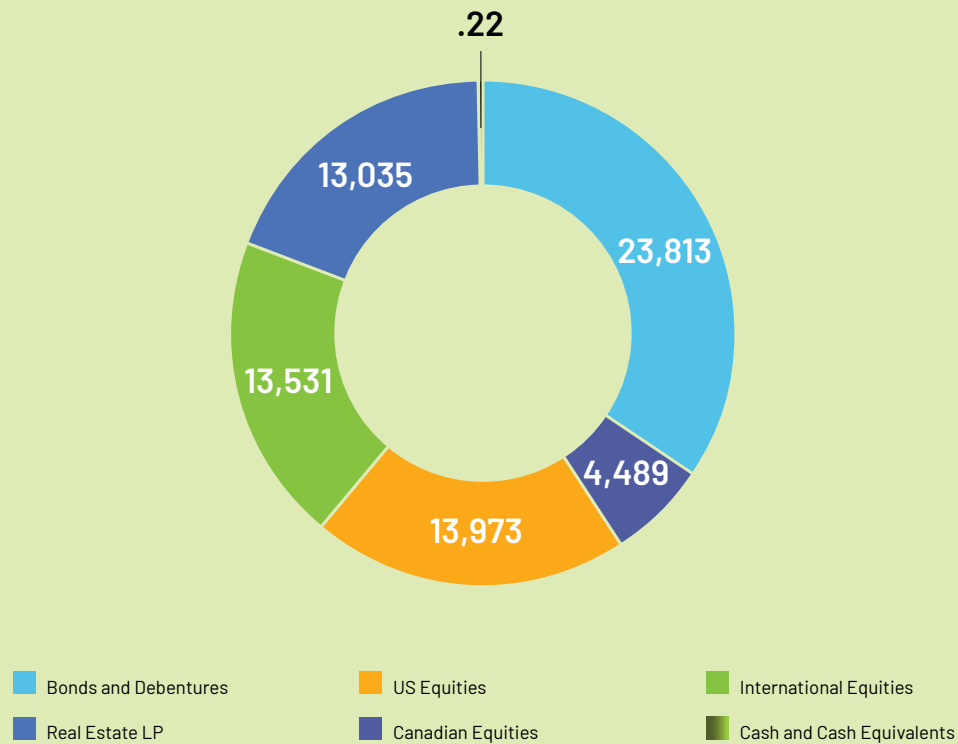


Annual Net Investment Returns



Asset Allocation in Pooled Investments

as of December 31, 2023, in 000's



See all the financial graphs and Audited Financial Statements on our website.

